

Sparky and friends present...

Family Security and Safety

an Ordnance coloring book

OPSEC



A note to parents and teachers: In recent years, cyber security has become a major concern for both government and industry. Even on the home front, hackers and scammers are constantly probing for ways to exploit any lack of virulence. The objective of this coloring book is to teach young children the need for being discrete about what they do in public, what goes on within the home and how to take countermeasures to protect the home. Hopefully, this lesson will translate into an understanding of the need for discretion in not only the physical world, but also later in the virtual world of the internet.

Audience: Children, ages 4 to 7
 Title: Family Security
 Topic: OPSEC & Family Security
 Message (the take-away): I can help protect the family.
 Character Depiction: Depict as humans
 Size: About 10 pages

Introduction: 3 pages

What is the Situation:
 Who are the “Bad People.” 2
 Who are the “Good People.”
 (Parents, Teachers, and Police [including 911]) 3

Mission:
 Protect the family 1

Execution:
 Don’t talk about what parents do at work 1
 Keep house (doors & windows) “closed & locked.” 2
 Watch for strangers 1
 Don’t talk to strangers 1
 Secure special belongings 1
 Vacation absence precautions 1
 Bring in the mail 1

Admin (how to get help):
 Tell parents and teachers 1
 Get help from police 1
 Call 911 1
 Scenarios & exercises 3
 Toys in the yard
 Tell the Police & 911 your name, and where do you live
 Who are your neighbors

Conclusion 1

What is OPSEC?


It's making sure to keep the right kind of secrets to protect your loved one's.

As a family member of the military community, you are an important player in the success of OPSEC!

- . Don't talk about your loved one's deployment dates
- . Don't talk about their jobs
- . Don't give strangers your name or address

REMEMBER!

"We can all practice good OPSEC to keep our families safe and happy!"




DIAL 9-1-1

In Case of an Emergency



**Make sure to speak clearly
and explain your problem.
The operator will send
the correct help for your
emergency situation.**





Emergency Contact List

**If there is an emergency
you should call 9-1-1
for help!**

**Be certain to stay calm
and know your personal
information so that
they can respond
quickly!**

Your Name:

Your Address:

Your Phone Number:

Parent's Name and Work Number:

Relative or Friend Phone Number:

Don't forget about your mail!!!

Don't let the mail build up in your mailbox. Secure your deliveries by having a neighbor or postman hold it. By securing the mail, a stranger can't steal your information.



Pick up your Toys!



Remember to always pick up your toys from outside your home. They could be thrown away by accident or stolen.

STAY SAFE....

Watch out for Strangers!



People might look friendly, but if you do not know them, personally, they are strangers.



Strangers can be men, women or children.

They can be tall, short, or young.

Don't TALK to strangers!


Always go to a Safe Adult!



**If you need help or are lost, always go to a safe adult,
like a police officer, soldier or teacher.**

Personal

Safety!



**Always ask who it is BEFORE
opening the door and NEVER
open the door for any one
you do not know!**


**Talk with your parents about safety and security!
Always lock your doors, windows and never give out
personal information to anyone over the internet.**

Don't talk about Mom and Dad's jobs!



**Our parents guard us by
telling us not to speak,
nor watch, nor listen to
harmful things.**

**Be a protector by not
talking about Mom
and Dad's jobs.**





ORDNANCE CORPS



Be Smart and Safe Be a Protector!

I, _____, know
that it is important not
to put myself at risk.

I will protect
myself and my family
by practicing good
Family OPSEC!



Concept:

59th Ordnance Brigade S-2,

Fort Lee, Virginia

Artwork created by:

G6 Webmaster Team, CASCOM,

Fort Lee, Virginia

